

How we measure indoor fixtures.

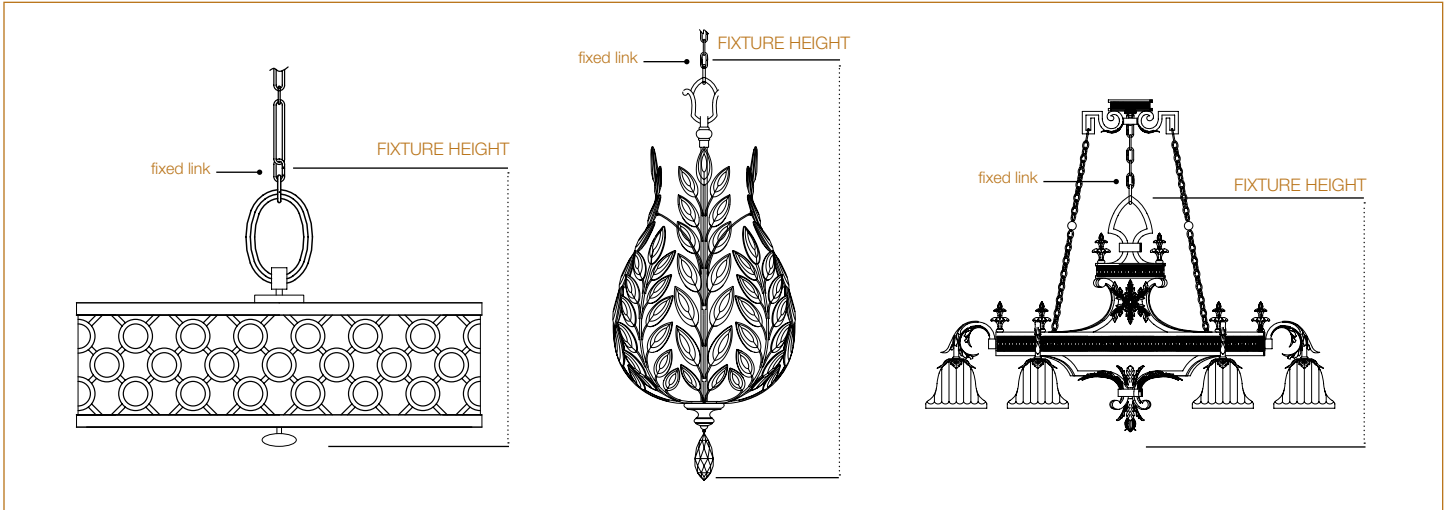
PRODUCT TERMINOLOGY

ADA Applicable

Any product identified as 'ADA Compliant' is regulated to be installed in hospitality areas that are appropriate according to the American Disabilities Act.

Fixture Height

Height is measured from the BOTTOM-MOST to the TOP-MOST point on the product, including any finials or fixed links. See diagrams below.



Shade Dimensions

The width of a shade is measured as the shade is orientated on the product. For example, a hexagon shade width is measured CORNER-TO-CORNER, while an octagon shade is measured FLAT-TO-FLAT.

The height of a shade is measured along the side of a shade as orientated on the product. For example, a hexagon shade is the shortest distance from the top corner to bottom corner. This dimension is not usually vertical but slanted.

Standard Chain Length

Most of our fixtures include 6' of standard chain, rod or cable .

Additional chain kits are available for purchase, contact Fine Art Lamps Account Services Department for availability and pricing information.

How we measure outdoor fixtures.

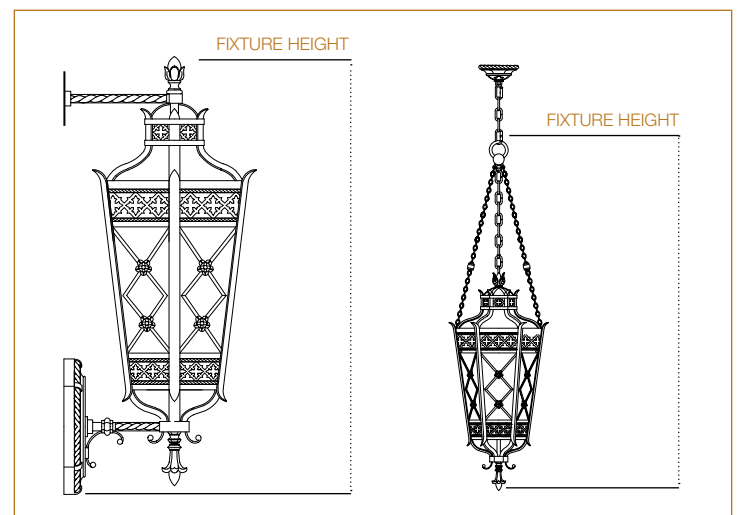
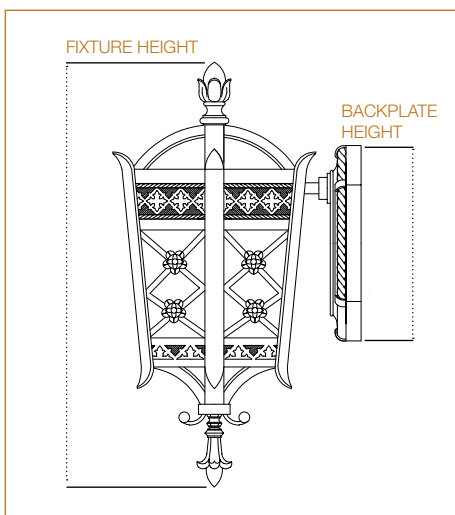
PRODUCT TERMINOLOGY

Backplate Height

Some of our fixtures include backplates that affix to the wall for installation. Backplate height is measured from the BOTTOM-MOST to the TOP-MOST points of the backplate. See diagram below.

Fixture Height

Height is measured from the BOTTOM-MOST to the TOP-MOST points on the product, including any finials. See diagrams below.



Other Valuable Information

Standard Chain Length: Most of our fixtures include the following standard chain lengths

Medium Lantern - 6' | Large Lantern - 8' | Grande Lantern - 8'

Additional chain kits are available for purchase, contact Fine Art Lamps Account Services Department for availability and pricing information.